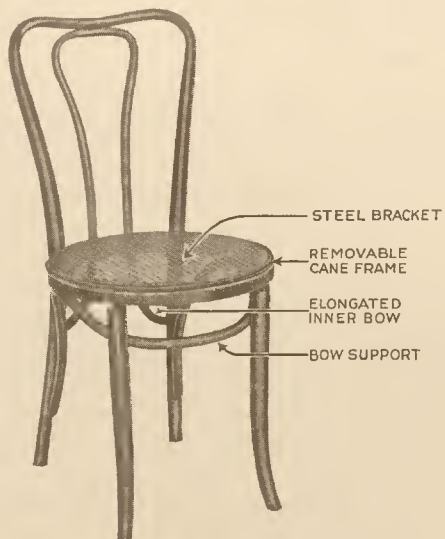


SPECIAL FEATURES



No. 393—S3



SEAT AND BACK BRACE.
PRESSED STEEL.

NOTE:


The parts in most of our Chairs are interchangeable. Consequently many of those illustrated may be supplied in any one of several types of Seats, front legs, Back Inserts, etc.

Please consult the price list for these changes. Below are illustrated, designated by SYMBOLS, a few of the various types of seats we can supply.

THONET BENTWOOD




S4. VENEER SEAT. THREE-PLY. SUNRAY DESIGN, SLIGHTLY EMBOSSED; POLISHED. FINISHED TO MATCH THE SEAT RIM.



S3. CANE SEAT, REMOVABLE (PATENTED).

THIS RIM IS HAND CANED AND SECURELY ATTACHED TO SEAT FRAME. CAN BE READILY DETACHED AND REPLACED WHEN CANE IS WORN OR DAMAGED.




S5. IMITATION CANE VENEER SEAT.


THREE-PLY, PERFORATED TO IMITATE HAND-WOVEN CANE SEAT. FINISHED IN NATURAL CANE EFFECTS.



S7. SOLID SADDLE SEAT. CONSTRUCTED OF ONE-INCH STOCK, MOULDED AND SHAPED. IT IS ATTACHED WITH SCREWS FROM THE BOTTOM OF BENT SEAT FRAME.



S6. VENEER SADDLE SEAT. THREE-PLY. POLISHED. FINISHED TO MATCH THE SEAT RIM.



SU9. PAD SEAT.

ATTACHED TO SEAT FRAME BY SCREWS APPLIED THROUGH THE BOTTOM OF THE SEAT FRAME. WHENEVER THIS SEAT IS USED THE CANE SEAT IS ELIMINATED.

SU8. DENOTES PAD SEAT APPLIED OVER CANE SEAT.