



Nagyméretű nehéztípusú ebédlőszékek

Ezen székek szállíthatók „S” és „B” típusú lábakkal.




901
45×44 cm

88




902
45×44 cm




903
45×44 cm

88




905
45×44 cm

„S”




911
49×51 cm

88




912
49×51 cm



913
49×51 cm

88



915
49×51 cm

„B”